

Scaled data based on original data using  
LM-79-08 Approved Method: Electrical and Photometric Measurements of Solid-  
State Lighting Products

Test Report Prepared for  
Cooper Lighting Solutions  
(formerly Eaton)

Brand: STREETWORKS

Report Number: P415095

Luminaire Tested: **LXF.LXT-PA1-40-740-U-T2R**

Issue Date: 10/26/2020

**Test Information**

Test Method: LM-79-08  
Report Number: P415095  
TEST IS SCALED FROM IESNA LM-79-08 TEST DATA (G3-1909-505-1)  
Test Lab: INNOVATION CENTER  
Issue Date: 10/26/2020  
Manufacturer: COOPER LIGHTING SOLUTIONS (FORMERLY EATON)  
Product Line: STREETWORKS  
Catalog Number: LXF.LXT-PA1-40-740-U-T2R  
Description: DECORATIVE POST TOP LUMINAIRE  
(1) 70 CRI, 4000K, 500mA LIGHT ENGINE WITH 24 LEDS AND TYPE II ROADWAY OPTICS  
Light Source: -  
Ballast/Driver: ELECTRONIC DRIVER

**Summary**

Lumens per Lamp: N/A  
Luminaire Lumens: 4990 lumens  
Efficiency: N/A  
Efficacy: 124.8 lumens/watt  
Luminous Opening: Rectangular (W 1.17' x L: 1.17' x H: 0')  
IES Classification: Type II - Medium - Non-Cutoff  
BUG Rating: B1 - U0 - G1

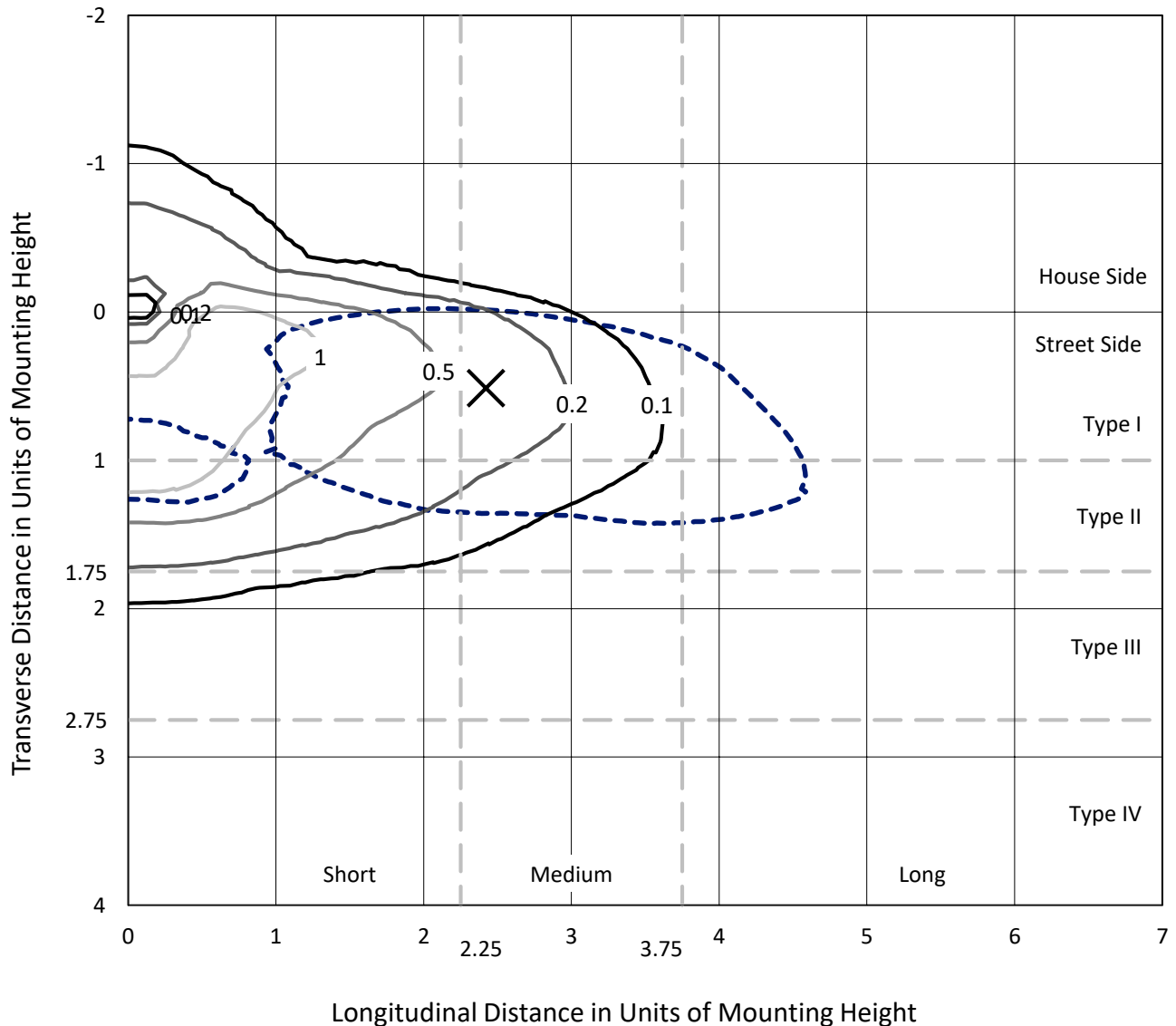
Input Watts (W): 40  
Input Voltage (V): NR  
Input Current (Ain): NR  
Voltage Rise (V): NR  
Power Factor: NR  
Total Harmonic Distortion (THDi): NR  
Frequency (hertz): 60  
Stabilization Time: NR  
Operation Time: NR  
Ambient Temperature (°C): NR  
Test Distance: 28.75 FT



REPORT NUMBER: P415095  
 CATALOG NUMBER: LXF.LXT-PA1-40-740-U-T2R

### Iso-Footcandle Lines of Horizontal Illumination

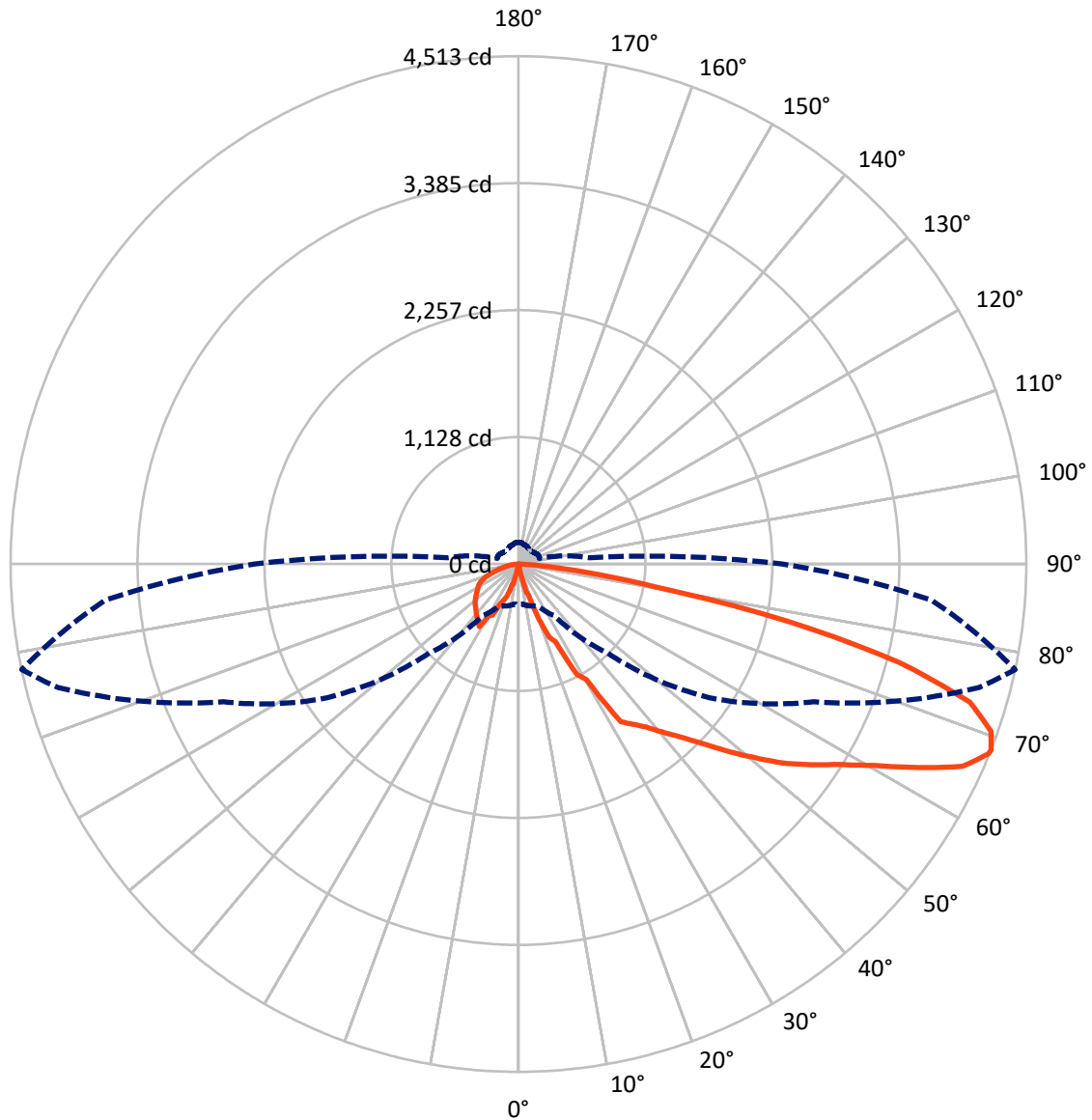
✕ Max cd  
 - - - 1/2 Max cd



Based on 25 foot mounting height. Maximum calculated value = 2 fc  
 Type II - Medium - Non-Cutoff

REPORT NUMBER: P415095  
CATALOG NUMBER: LXF.LXT-PA1-40-740-U-T2R

### Luminous Intensity Polar Plot



— Vertical Plane Through 78-Deg Lateral      - - - Horizontal Cone Through 68-Deg Vertical



REPORT NUMBER: P415095

CATALOG NUMBER: LXF.LXT-PA1-40-740-U-T2R

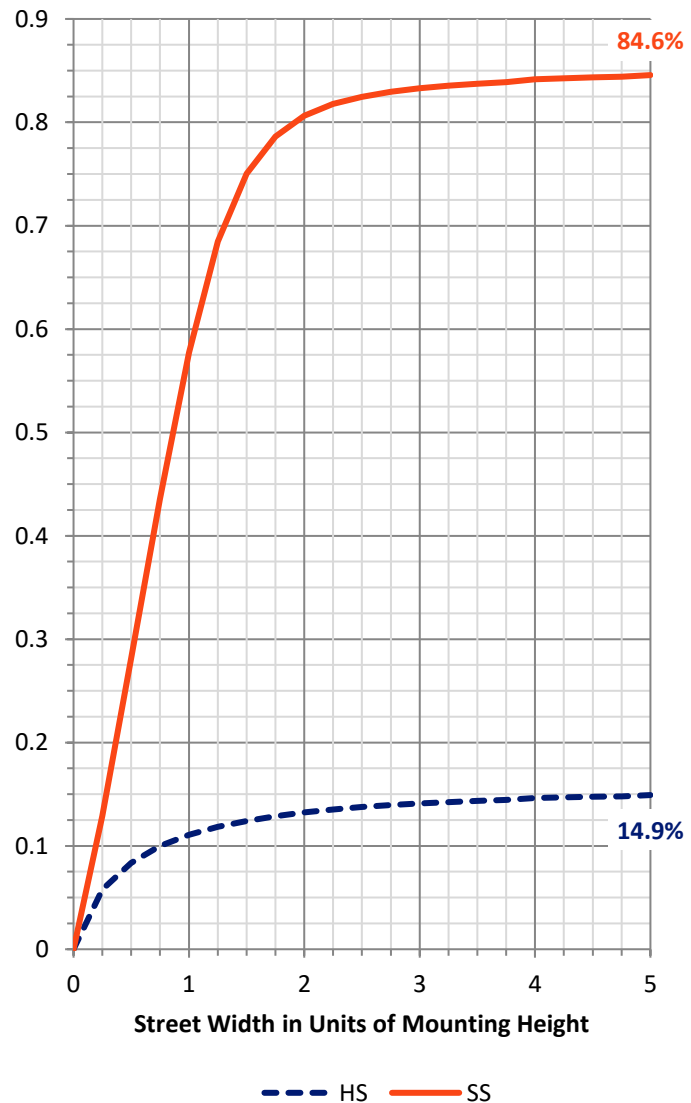
**FLUX DISTRIBUTION:**

		Downward	Upward	Total
<b>House Side</b>	Lumens	757.6	0.0	757.6
	% Fixture	15.2	0.0	15.2
<b>Street Side</b>	Lumens	4232.4	0.0	4232.4
	% Fixture	84.8	0.0	84.8
<b>Total</b>	Lumens	4990.0	0.0	4990.0
	% Fixture	100.0	0.0	100.0

**Coefficient of Utilization**

**ZONAL LUMENS:**

Zone	Lumens	% Fixture
0°-10°	5.0	0.1
10°-20°	72.3	1.4
20°-30°	275.4	5.5
30°-40°	642.9	12.9
40°-50°	1003.7	20.1
50°-60°	1152.2	23.1
60°-70°	1070.6	21.5
70°-80°	661.5	13.3
80°-90°	106.5	2.1
90°-100°	0.0	0.0
100°-110°	0.0	0.0
110°-120°	0.0	0.0
120°-130°	0.0	0.0
130°-140°	0.0	0.0
140°-150°	0.0	0.0
150°-160°	0.0	0.0
160°-170°	0.0	0.0
170°-180°	0.0	0.0
0°-90°	4990.0	100.0
0°-180°	4990.0	100.0



REPORT NUMBER: P415095

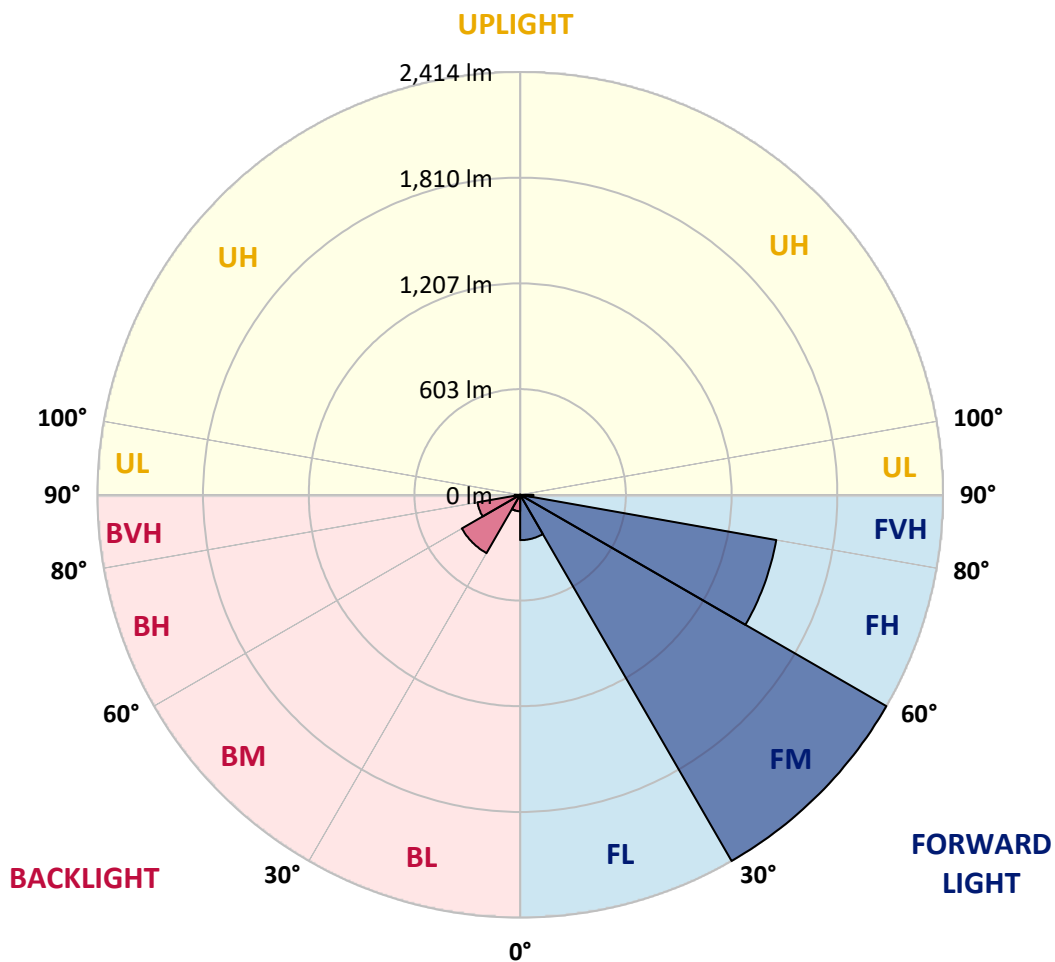
CATALOG NUMBER: LXF.LXT-PA1-40-740-U-T2R

**LUMINAIRE CLASSIFICATION SYSTEM LUMEN TABLE AND BUG RATING:**

Zone	Lumens	% Fixture	Zone Rating/Lumen Limit		
			B	U	G
FL (0°-30°)	258.7	5.2			
FM (30°-60°)	2413.8	48.4			
FH (60°-80°)	1484.5	29.7			G1/1800
FVH (80°-90°)	75.4	1.5			G1/100
BL (0°-30°)	93.9	1.9	B0/110		
BM (30°-60°)	384.9	7.7	B1/1000		
BH (60°-80°)	247.6	5.0	B1/500		G1/500
BVH (80°-90°)	31.2	0.6			G1/100
UL (90°-100°)	0.0	0.0		U0/0	
UH (100°-180°)	0.0	0.0		U0/0	

**BUG Rating: B1-U0-G1**

Type II Medium





REPORT NUMBER: P415095

CATALOG NUMBER: LXF.LXT-PA1-40-740-U-T2R

**CANDELA DISTRIBUTION (FULL):**

	0°	5°	15°	25°	35°	45°	55°	65°	75°	78°	85°
0°	2.7	2.7	2.7	2.7	2.7	2.7	2.7	2.7	2.7	2.7	2.7
2.5°	3.8	3.8	4.4	4.9	6.0	5.5	3.8	2.7	2.2	2.2	2.2
5°	176.8	162.6	90.9	47.1	16.4	9.9	4.9	3.8	2.7	2.7	2.2
7.5°	199.8	198.7	197.1	195.4	192.7	182.3	19.2	5.5	3.3	3.3	2.2
10°	215.7	214.1	213.0	211.9	208.0	202.6	193.3	17.0	6.0	5.5	4.9
12.5°	418.8	417.7	416.1	266.1	225.6	219.5	211.3	151.1	17.5	26.3	79.4
15°	417.7	416.1	421.0	429.8	436.9	240.3	242.5	424.3	262.8	252.4	268.8
17.5°	435.8	433.6	428.1	434.1	447.3	502.6	475.2	459.3	309.3	295.1	286.9
20°	638.9	638.9	645.5	640.0	464.2	642.2	608.2	493.3	559.0	525.6	488.9
22.5°	676.1	673.4	674.5	685.4	805.9	665.7	671.2	761.0	776.8	709.5	608.2
25°	961.3	960.8	923.0	724.3	849.7	802.6	927.4	814.1	842.5	763.2	746.2
27.5°	1081.8	1082.9	1052.2	1024.8	897.8	1040.7	984.3	1071.9	1196.7	1111.9	955.9
30°	1455.7	1441.5	1200.6	1173.8	1098.8	1097.1	1191.8	1265.7	1230.7	1190.7	1067.5
32.5°	1730.0	1715.7	1662.6	1477.0	1306.2	1221.9	1369.2	1324.3	1605.7	1671.4	1447.5
35°	2154.3	2149.3	1867.4	1675.8	1534.0	1477.6	1438.7	1613.4	1738.2	1748.0	1541.6
37.5°	2480.0	2464.1	2298.8	1961.0	1726.7	1596.4	1688.9	1691.7	1883.3	1836.7	1688.9
40°	2628.9	2619.1	2492.0	2175.1	1904.1	1756.8	1794.0	1809.9	2042.0	1961.6	1796.2
42.5°	2742.2	2730.2	2649.7	2303.7	2060.1	1919.4	1902.4	1916.7	2195.9	2097.9	1911.2
45°	2800.8	2793.7	2755.9	2395.1	2169.0	2022.9	2018.5	2010.8	2300.4	2265.9	2036.0
47.5°	2768.0	2760.3	2777.3	2519.4	2236.9	2107.7	2126.3	2112.7	2420.3	2476.7	2171.8
50°	2585.7	2592.8	2660.7	2524.3	2280.2	2176.7	2240.2	2206.3	2583.5	2699.0	2336.6
52.5°	2057.9	2086.9	2374.3	2414.8	2284.6	2209.0	2342.6	2349.2	2786.0	2936.6	2553.4
55°	1535.6	1576.7	1831.3	2147.7	2197.0	2210.1	2408.3	2480.0	2988.0	3147.9	2735.7
57.5°	1208.8	1234.0	1396.0	1713.6	1985.6	2171.2	2475.6	2586.2	3175.8	3359.2	2914.7
60°	966.3	950.9	1056.6	1297.5	1655.0	2062.3	2505.2	2724.7	3409.6	3631.9	3125.5
62.5°	698.6	699.7	780.1	917.5	1310.1	1847.1	2482.2	2858.8	3707.4	3984.4	3406.3
65°	495.5	500.4	555.1	629.0	947.1	1551.5	2368.3	2950.3	4043.5	4337.0	3634.6
67.5°	377.2	380.5	406.2	440.7	612.1	1180.3	2134.5	2931.7	4228.0	4504.0	3700.8
68°	361.9	356.4	385.4	410.6	563.3	1119.0	2070.5	2894.4	4236.8	4513.3	3685.0
70°	304.9	304.9	318.1	324.1	399.1	827.2	1756.8	2669.4	4205.6	4455.8	3564.5
72.5°	254.6	252.9	260.6	255.7	281.9	541.4	1276.1	2302.1	3982.8	4193.5	3205.9
75°	211.9	211.9	213.0	209.1	216.2	363.0	829.4	1803.3	3518.5	3501.6	2609.2
77.5°	180.7	176.3	175.2	169.7	175.7	263.9	508.6	1283.2	2540.2	2448.8	1656.6
80°	143.4	142.9	144.0	140.7	145.6	192.2	309.9	750.0	1383.4	1217.6	772.5
82.5°	88.7	97.4	107.3	107.3	122.6	135.8	187.8	401.3	670.6	589.6	327.9
85°	29.0	35.6	63.0	65.1	78.8	63.5	107.8	129.2	223.9	199.8	63.0
87.5°	1.1	1.6	4.9	7.7	7.1	4.4	7.7	6.0	12.6	9.3	9.9
90°	0.0	0.0	0.0	0.0	0.0	0.0	0.0	0.0	0.0	0.0	0.0



REPORT NUMBER: P415095

CATALOG NUMBER: LXF.LXT-PA1-40-740-U-T2R

**CANDELA DISTRIBUTION (continued):**

	90°	95°	105°	115°	125°	135°	145°	155°	165°	175°	180°
0°	2.7	2.7	2.7	2.7	2.7	2.7	2.7	2.7	2.7	2.7	2.7
2.5°	2.2	2.2	2.2	2.7	2.7	1.6	1.1	2.2	2.2	2.2	2.2
5°	2.2	2.2	2.7	2.7	2.7	2.2	2.7	3.8	4.4	4.4	4.4
7.5°	2.2	2.2	2.2	3.3	3.3	3.8	5.5	32.8	75.5	82.7	81.6
10°	4.4	3.8	4.4	4.9	6.0	70.1	92.0	96.9	99.1	100.7	100.2
12.5°	105.1	94.2	17.5	9.9	66.2	98.5	100.2	104.0	107.8	109.5	109.5
15°	246.4	220.6	168.6	127.0	113.3	105.1	106.8	140.1	190.5	195.4	196.0
17.5°	261.7	229.4	176.3	194.3	200.4	156.0	171.4	192.7	194.9	195.4	195.4
20°	493.3	413.3	250.7	204.8	204.2	261.1	182.9	188.3	191.6	217.9	221.2
22.5°	533.8	442.9	301.1	290.7	220.1	261.1	239.2	232.7	254.6	252.4	254.0
25°	671.2	531.6	317.0	291.8	308.2	252.9	280.8	231.6	235.4	234.3	234.3
27.5°	853.5	670.6	442.9	326.8	299.5	292.3	260.0	222.8	267.2	268.3	268.3
30°	903.9	689.8	442.9	353.1	311.5	287.4	240.3	263.3	248.5	244.2	242.0
32.5°	1252.6	935.6	536.0	340.0	307.1	263.9	263.3	244.7	244.2	254.0	254.0
35°	1316.1	949.8	489.4	388.7	289.6	272.1	250.2	247.5	236.5	232.7	232.1
37.5°	1379.1	958.6	453.8	356.9	297.3	259.5	246.4	227.2	239.2	239.2	238.1
40°	1446.4	967.9	421.5	327.9	273.2	259.5	228.3	226.6	210.2	211.3	210.2
42.5°	1518.7	971.7	387.1	303.8	250.7	243.6	220.6	203.7	203.1	206.9	205.8
45°	1601.3	976.7	355.3	273.2	228.3	214.6	197.1	198.2	208.6	217.3	217.3
47.5°	1689.5	981.0	329.0	245.8	212.4	194.9	181.8	186.1	204.8	213.5	216.2
50°	1808.8	986.5	298.9	223.4	201.5	180.1	177.9	181.8	202.0	208.6	205.8
52.5°	1935.8	976.7	269.4	209.1	190.0	163.7	167.5	177.4	199.3	202.6	200.4
55°	2039.8	952.0	246.4	199.8	181.8	156.6	162.0	174.1	194.9	196.5	197.1
57.5°	2160.8	919.7	228.3	192.7	176.8	153.3	159.9	173.5	186.1	193.8	193.8
60°	2279.6	882.0	217.3	188.9	173.0	153.3	159.9	173.0	184.5	192.7	192.2
62.5°	2418.7	839.3	210.8	191.1	168.1	154.9	161.0	174.6	183.9	193.3	192.2
65°	2467.4	757.7	205.8	194.3	167.5	157.1	161.5	176.8	183.4	194.3	193.3
67.5°	2371.1	649.8	197.6	194.3	172.5	159.9	161.0	175.7	181.8	194.9	190.0
68°	2338.8	634.0	194.9	193.8	173.0	160.4	161.0	175.2	180.7	194.3	188.9
70°	2159.2	533.2	181.2	188.3	175.2	162.6	158.2	171.4	175.2	193.3	186.7
72.5°	1868.5	415.5	158.2	175.2	173.0	165.9	153.3	163.7	165.9	180.7	169.7
75°	1494.0	315.9	130.8	152.2	162.6	165.9	146.2	153.3	152.7	159.9	150.0
77.5°	939.4	225.6	105.7	129.2	147.8	161.5	139.6	139.6	133.0	134.1	129.7
80°	455.5	154.4	85.4	106.8	123.7	152.7	128.1	117.7	109.5	107.3	101.8
82.5°	223.9	99.6	59.1	80.5	98.0	126.5	115.0	96.9	82.7	81.6	72.8
85°	52.0	41.1	32.3	42.7	61.9	82.7	82.7	60.8	51.5	66.8	49.3
87.5°	4.9	6.0	6.6	6.0	7.7	7.1	17.5	17.5	15.9	10.4	7.1
90°	0.0	0.0	0.0	0.0	0.0	0.0	0.0	0.0	0.0	0.0	0.0

(END OF REPORT)